

附件 1:

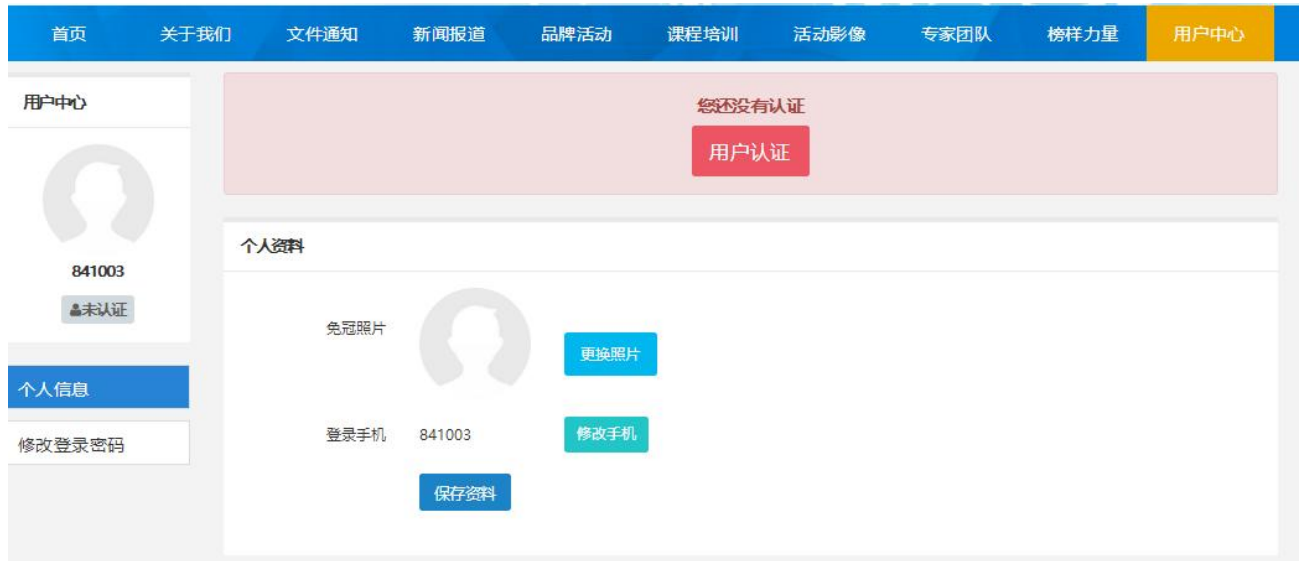
协会网站注册及活动报名指南

一、学生注册:

1. 在浏览器对话框内输入 www.sciedu.org, 登陆江苏省青少年科技教育协会官方网站。
2. 在主菜单点击进入“用户中心”, 通过手机号注册并登陆。



3. 注册成功进入用户中心页面, 根据提示上传照片, 依次点击“保存资料”和“用户认证”。



4. 根据提示选择用户认证角色，选择“我是学生”点击下一步。



5. 填写学生注册信息，如果找不到所在学校，请联系学校老师注册学校信息。

用户认证

1.选择角色 2.认证信息 3.提交成功

 我是学生

认证信息填写

所在区域:

所在学校:

❶ 如找不到认领单位名称或信息不准确，请将“单位全称+设区市+县（市、区）”（示例：南京市游府西街小学+南京市+秦淮区）以及联系人和电话，发送至电子邮箱：jsstem@126.com

真实姓名:

❷ 请填写真实信息，方便学校审核

性别: 男 女

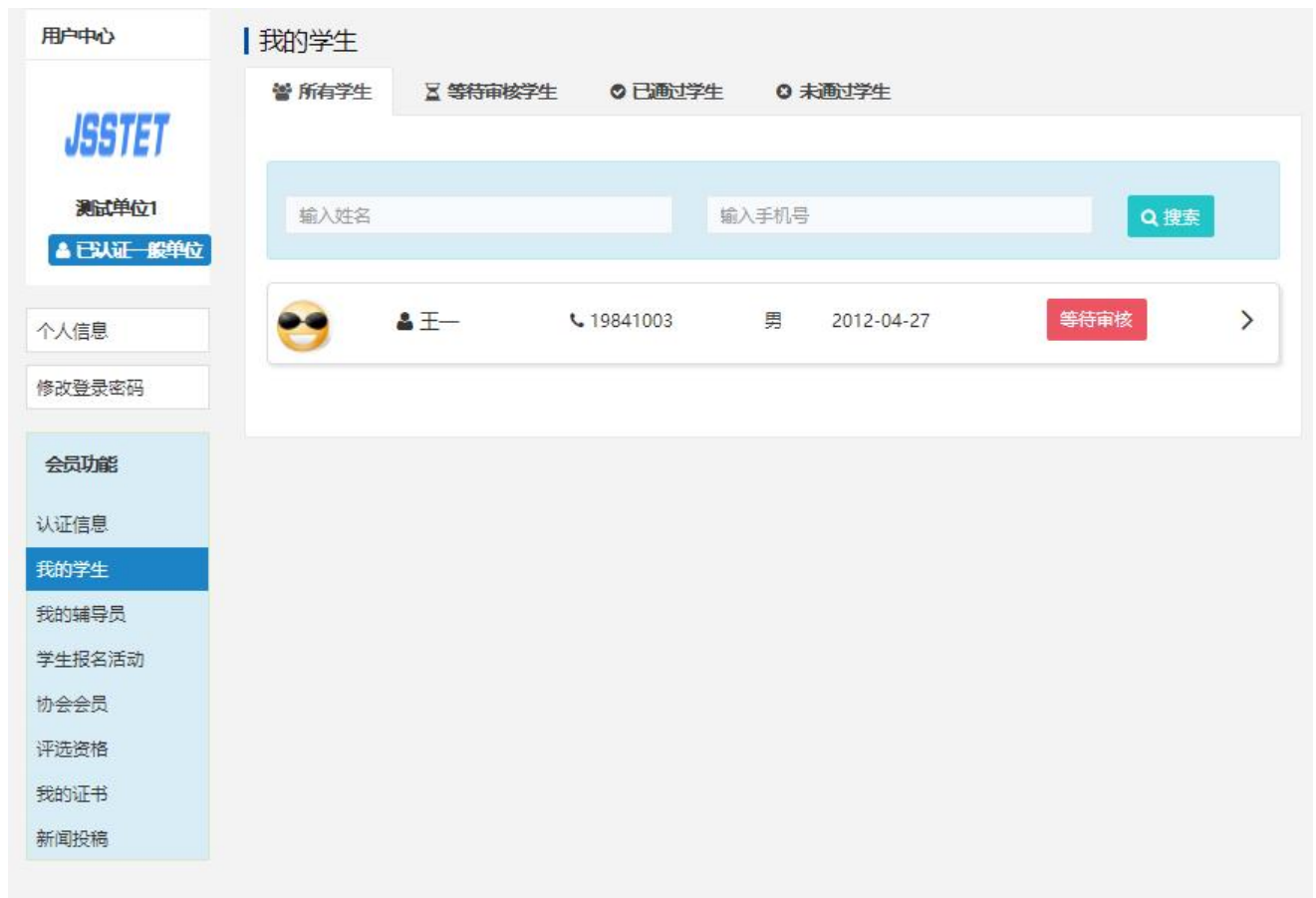
用户认证

1.选择角色 2.认证信息 3.提交成功

 **提交成功，等待审核**
您已成功提交认证申请，预计审核时间为1~5个工作日，请耐心等待。

[返回个人中心](#)

6. 学生会会员由所在学校进行审核，可联系学校老师通过审核（学校须先行注册）



7. 学生会员审核通过。



二、活动报名：

1. 审核通过后，登录江苏省青少年科技教育协会官方网站。
2. 在主菜单点击进入“品牌活动”，选择“云科创”线上科技活动，点击“我要报名”。

The screenshot displays the official website of the Jiangsu Association of Science and Technology Education for Teenagers. The header includes the organization's name in Chinese and English, a search bar, and a navigation menu with options like 'Home', 'About Us', 'News', 'Brand Activities', 'Training', 'Activity Photos', 'Expert Team', 'Member Power', and 'User Center'. The 'Brand Activities' section is highlighted, showing four featured activities:

- 江苏省青少年科技模型大赛 (Jiangsu Provincial Science Model Competition):** Described as an annual event approved by the Education Department, emphasizing fairness and public participation. It includes a '我要报名' (I want to register) button.
- 江苏省青少年科技教育高峰论坛 (Jiangsu Provincial Science Education Summit Forum):** An annual event aimed at building a platform for education and technology exchange, focusing on sharing wisdom and promoting innovation. It also features a '我要报名' button.
- “云科创”线上科技活动 (Cloud Science and Technology Online Activity):** A platform for sharing resources and promoting online science education. It includes a '我要报名' button.
- 江苏省科技辅导员学术交流活动 (Jiangsu Provincial Science Tutor Academic Exchange Activity):** An activity to strengthen ties between members and improve the quality of science education. It includes a '我要报名' button.

3. 选择“云科创——喜迎二十大，科技创未来”项目


The screenshot shows the website interface for the Jiangsu Association of Science and Technology Education for Teenagers. The header includes the organization's name and logo, a search bar, and a navigation menu with items like 'Home', 'About Us', 'File Notice', 'News Report', 'Brand Activity', 'Training Research', 'Activity Image', 'Expert Team', 'Exemplary Stars', and 'User Center'. The main content area is titled '“云科创”线上科技活动' and features a progress bar with four steps: 1. 选择区域 (Select Area), 2. 选择项目 (Select Project), 3. 核对信息 (Check Information), and 4. 报名成功 (Registration Successful). Below the progress bar, there is a yellow bar with the instruction '点击选择所属区域' (Click to select the area). Four project cards are displayed, each for '全省区域' (All Provinces Area). The first card is for '云科创——科学战役，展现少年智慧' with a deadline of 2022-05-31. The second card is for '“云科创——礼赞科学家，追梦好少年”系列活动第一期报名' with a deadline of 2022-03-10. The third card is for '2021第二期申报' with a deadline of 2021-08-22. The fourth card is for '第一期免费账号申请' with a deadline of 2021-09-10. A blue '上一步' (Previous Step) button is located at the bottom.

4. 根据相应年级选择组别。


The screenshot shows the website interface for the Jiangsu Association of Science and Technology Education for Teenagers, specifically the '选择项目' (Select Project) step. The progress bar now highlights step 2. Below the progress bar, there is a yellow bar with the instruction '点击选择所属项目组' (Click to select the project group). On the left, there is a sidebar menu with options: '全部' (All), '幼儿组' (Kindergarten Group), '小学组' (Primary School Group), '低年级组1-3年级' (Lower Grade Group 1-3), '高年级组4-6年级' (Higher Grade Group 4-6), and '初中组' (Junior High School Group). The main content area displays two project group cards. The first card is for '中学组| “云科创——喜迎二十大，科技创未来...”' and the second card is for '小学组| “云科创——喜迎二十大，科技创未来...”'. Both cards provide details such as registration time (2022-06-09~2022-12-31), start time (2022-12-31~2022-12-31), and location (全省线上). A blue '上一步' (Previous Step) button is located at the bottom.


5. 选择学校填写详细信息。

用户认证


1.选择角色


2.认证信息


3.提交成功


我是学生

认证信息填写

所在区域: 江苏 南京 鼓楼区

所在学校: [模糊]

❗ 如找不到认领单位名称或信息不准确, 请将“单位全称+设区市+县(市、区)” (示例: 南京市游府西街小学+南京市+秦淮区) 以及联系人和电话, 发送至电子邮箱: jsstem@126.com

真实姓名: [模糊]

❗ 请填写真实信息, 方便学校审核

性别: 男 女

出生年月: [模糊]

证件类型: 身份证

证件号: [模糊]

籍贯: 江苏 南京 鼓楼区

详细地址: [模糊]

❗ 请填写真实详细地址, 方便邮寄证书

学历: [模糊]

电子邮箱: [模糊]

6. “云科创”活动报名成功，等待审核。